




GRADO INVERSOR CORPORATIVO

| Emisor | País del emisor | Sector | Vto. | Cupón | Tipo de Cupón | Precio indicativo | Yield to Maturity | Monto mínimo a invertir | Incremento mínimo | País de emisión | Seniority | Rule 144A? | Rating S&P | Duration | Callable? | Prox Call | Yield to Call | ISIN |
|--------------------------|-----------------|-------------------------|------------|-------|---------------|-------------------|-------------------|-------------------------|-------------------|-----------------|--------------|------------|------------|----------|-----------|----------------|----------------|--------------|
| EXXON MOBIL CORPORATION | US | Oil&Gas | 8/16/2024 | 2.02 | FIXED | 99.73 | 5.27 | 2,000 | 1,000 | US | Sr Unsecured | N | AA- | 0.09 | Y | 7/26/2024 | 12.95 | US30231GBC50 |
| COCA-COLA CO/THE | US | Beverages | 9/6/2024 | 1.75 | FIXED | 99.52 | 5.21 | 2,000 | 1,000 | US | Sr Unsecured | N | A+ | 0.14 | N | N/A | N/A | US191216CL26 |
| WALT DISNEY COMPANY/THE | US | Media | 9/15/2024 | 3.70 | FIXED | 99.75 | 5.19 | 2,000 | 1,000 | US | Sr Unsecured | N | A- | 0.17 | Y | 8/15/2024 | 7.41 | US254687CZ75 |
| BAYER US FINANCE LLC | DE | Pharmaceuticals | 10/8/2024 | 3.38 | FIXED | 99.52 | 5.47 | 200,000 | 1,000 | US | Sr Unsecured | N | BBB | 0.23 | N | N/A | N/A | USU07264AG68 |
| ORACLE CORP | US | Software | 11/15/2024 | 2.95 | FIXED | 99.18 | 5.46 | 2,000 | 1,000 | US | Sr Unsecured | N | BBB | 0.33 | Y | 9/15/2024 | 8.17 | US68389XB336 |
| HASBRO INC | US | Toys/Games/Hobbies | 11/19/2024 | 3.00 | FIXED | 99.04 | 5.83 | 2,000 | 1,000 | US | Sr Unsecured | N | BBB | 0.34 | Y | 10/19/2024 | 6.89 | US418056AX57 |
| ALIBABA GROUP HOLDING | CN | Internet | 11/28/2024 | 3.60 | FIXED | 99.28 | 5.58 | 200,000 | 1,000 | CI | Sr Unsecured | N | A+ | 0.37 | Y | 8/28/2024 | 10.19 | US01609WAQ50 |
| CATERPILLAR FINL SERVICE | US | Machinery-Constr&Mining | 12/1/2024 | 3.25 | FIXED | 99.35 | 5.00 | 1,000 | 1,000 | US | Sr Unsecured | N | A | 0.38 | N | N/A | N/A | US14912L6G12 |
| AMAZON.COM INC | US | Internet | 12/5/2024 | 3.80 | FIXED | 99.45 | 5.24 | 2,000 | 1,000 | US | Sr Unsecured | N | AA | 0.39 | Y | 9/5/2024 | 8.32 | USO23135AN60 |
| BANK OF AMERICA CORP | US | Banks | 1/22/2025 | 4.00 | FIXED | 99.37 | 5.25 | 2,000 | 1,000 | US | Subordinated | N | BBB+ | 0.51 | N | N/A | N/A | US06051GFM69 |
| MACQUARIE BANK LTD | AU | Banks | 1/22/2025 | 2.30 | FIXED | 98.56 | 5.16 | 2,000 | 1,000 | AU | Sr Unsecured | N | A+ | 0.51 | N | N/A | N/A | USS5608RBE99 |
| JPMORGAN CHASE & CO | US | Banks | 1/23/2025 | 3.13 | FIXED | 98.86 | 5.38 | 2,000 | 1,000 | US | Sr Unsecured | N | A- | 0.51 | Y | 10/23/2024 | 7.63 | US46625HKC33 |
| ADOBE INC | US | Software | 2/1/2025 | 1.90 | FIXED | 98.20 | 5.32 | 2,000 | 1,000 | US | Sr Unsecured | N | A+ | 0.54 | Y | 1/1/2025 | 6.04 | US00724PAB58 |
| TOYOTA MOTOR CREDIT CORP | US | Auto Manufacturers | 2/13/2025 | 1.80 | FIXED | 98.02 | 5.34 | 2,000 | 1,000 | US | Sr Unsecured | N | A+ | 0.57 | N | N/A | N/A | US89236TGT60 |
| PEPSICO INC | US | Beverages | 3/19/2025 | 2.25 | FIXED | 98.13 | 5.09 | 2,000 | 1,000 | US | Sr Unsecured | N | A+ | 0.67 | Y | 2/19/2025 | 5.55 | US713448EQ79 |
| BLACKSTONE PRIVATE CRE | US | Investment Companies | 3/24/2025 | 4.70 | FIXED | 99.26 | 5.79 | 2,000 | 1,000 | US | Sr Unsecured | N | BBB- | 0.68 | N | N/A | N/A | USO9261HAT41 |
| CITIGROUP INC | US | Banks | 3/26/2025 | 3.88 | FIXED | 98.91 | 5.49 | 1,000 | 1,000 | US | Subordinated | N | BBB | 0.68 | N | N/A | N/A | US172967JL61 |
| NIKE INC | US | Apparel | 3/27/2025 | 2.40 | FIXED | 98.09 | 5.22 | 2,000 | 1,000 | US | Sr Unsecured | N | AA- | 0.69 | Y | 2/27/2025 | 5.67 | US654106AH65 |
| UNITED PARCEL SERVICE | US | Transportation | 4/1/2025 | 3.90 | FIXED | 99.16 | 5.12 | 2,000 | 1,000 | US | Sr Unsecured | N | A | 0.70 | Y | 3/1/2025 | 5.43 | US911312BX35 |
| PNC BANK NA | US | Banks | 4/10/2025 | 3.88 | FIXED | 98.82 | 5.53 | 250,000 | 1,000 | US | Subordinated | N | A- | 0.72 | Y | 3/10/2025 | 5.85 | US20453KA34 |
| GLENORE FUNDING LLC | AU | Mining | 4/16/2025 | 4.00 | FIXED | 98.79 | 5.66 | 2,000 | 1,000 | US | Sr Unsecured | N | BBB+ | 0.74 | N | N/A | N/A | XS1218432349 |
| DELTA AIR LINES INC | US | Airlines | 5/1/2025 | 7.00 | FIXED | 101.06 | 5.60 | 2,000 | 1,000 | US | 1st lien | N | BBB | 0.77 | N | N/A | N/A | USU24740AM10 |
| SHELL INTERNATIONAL FIN | US | Oil&Gas | 5/1/2025 | 3.25 | FIXED | 98.51 | 5.12 | 1,000 | 1,000 | NE | Sr Unsecured | N | A+ | 0.81 | N | field Not Appr | field Not Appr | US822582BD31 |
| VODAFONE GROUP PLC | GB | Telecommunications | 5/30/2025 | 4.13 | FIXED | 98.90 | 5.43 | 1,000 | 1,000 | EN | Sr Unsecured | N | BBB | 0.86 | N | field Not Appr | field Not Appr | US92857WB380 |
| ARCELORMITTAL | LU | Iron/Steel | 6/1/2025 | 6.13 | FIXED | 100.83 | 5.14 | 2,000 | 1,000 | LX | Sr Unsecured | N | BBB- | 0.86 | N | N/A | N/A | US03938LAZ76 |
| GLOBO COMUNICACOES PART | BR | Media | 6/8/2025 | 4.84 | FIXED | 98.21 | 6.93 | 200,000 | 1,000 | BZ | Sr Unsecured | N | BB+ | 0.88 | Y | N/A | N/A | USP47773AN93 |
| COMCAST CORP | US | Media | 8/15/2025 | 3.38 | FIXED | 98.22 | 5.09 | 2,000 | 1,000 | US | Sr Unsecured | N | A- | 1.06 | Y | N/A | N/A | US20030NBN03 |
| HERSHEY COMPANY | US | Food | 8/21/2025 | 3.20 | FIXED | 98.23 | 4.88 | 2,000 | 1,000 | US | Sr Unsecured | N | A | 1.07 | Y | N/A | N/A | US427866AU28 |
| RALPH LAUREN CORP | US | Apparel | 9/15/2025 | 3.75 | FIXED | 98.44 | 5.14 | 2,000 | 1,000 | US | Sr Unsecured | N | A- | 1.14 | Y | 7/15/2025 | 5.44 | US751212AC57 |
| GENERAL MOTORS CO | US | Auto Manufacturers | 10/1/2025 | 6.13 | FIXED | 100.84 | 5.39 | 2,000 | 1,000 | US | Sr Unsecured | N | BBB | 1.09 | Y | 9/1/2025 | 5.35 | US37045VAV27 |
| ELECTRICITE DE FRANCE SA | FR | Electric | 10/13/2025 | 3.63 | FIXED | 98.03 | 5.28 | 2,000 | 1,000 | FR | Sr Unsecured | N | BBB | 1.21 | Y | 7/13/2025 | 5.76 | USF2893TAS53 |
| HP ENTERPRISE CO | US | Computers | 10/15/2025 | 4.90 | FIXED | 99.67 | 5.17 | 2,000 | 1,000 | US | Sr Unsecured | N | BBB | 1.21 | Y | 7/15/2025 | 5.30 | US42824CAW91 |
| BOEING CO | US | Aerospace/Defense | 2/4/2026 | 2.20 | FIXED | 94.78 | 5.76 | 2,000 | 1,000 | US | Sr Unsecured | N | BBB- | 1.52 | Y | 7/26/2024 | 199.19 | US097023DG73 |
| CANADIAN NATL RAILWAY | CA | Transportation | 3/1/2026 | 2.75 | FIXED | 96.93 | 4.74 | 2,000 | 1,000 | CA | Sr Unsecured | N | A- | 1.58 | Y | 12/1/2025 | 5.12 | US136375CJ97 |
| ELECTRONIC ARTS INC | US | Software | 3/1/2026 | 4.80 | FIXED | 99.84 | 4.90 | 2,000 | 1,000 | US | Sr Unsecured | N | BBB+ | 1.56 | Y | 12/1/2025 | 4.98 | US285512AD11 |
| GENERAL MOTORS FINL CO | US | Auto Manufacturers | 3/1/2026 | 5.25 | FIXED | 100.04 | 5.22 | 2,000 | 1,000 | US | Sr Unsecured | N | BBB | 1.55 | Y | 12/1/2025 | 5.27 | US37045XBG07 |
| GILEAD SCIENCES INC | US | Biotechnology | 3/1/2026 | 3.65 | FIXED | 97.90 | 5.01 | 2,000 | 1,000 | US | Sr Unsecured | N | BBB+ | 1.57 | Y | 12/1/2025 | 5.28 | US375558BF95 |
| JOHNSON & JOHNSON | US | Pharmaceuticals | 3/1/2026 | 2.45 | FIXED | 96.66 | 4.61 | 2,000 | 1,000 | US | Sr Unsecured | N | AAA | 1.59 | Y | 12/1/2025 | 5.03 | US478160BY94 |
| TYSON FOODS INC | US | Food | 3/1/2026 | 4.00 | FIXED | 98.19 | 5.17 | 2,000 | 1,000 | US | Sr Unsecured | N | BBB | 1.57 | Y | 1/1/2026 | 5.34 | US902494BJ16 |
| HYATT HOTELS CORP | US | Lodging | 3/15/2026 | 4.85 | FIXED | 99.58 | 5.11 | 2,000 | 1,000 | US | Sr Unsecured | N | BBB- | 1.59 | Y | 12/15/2025 | 5.27 | US448579AF96 |
| LEGG MASON INC | US | Diversified Finan Serv | 3/15/2026 | 4.75 | FIXED | 100.13 | 4.66 | 2,000 | 1,000 | US | Sr Unsecured | N | A | 1.60 | N | N/A | N/A | USS24901AV77 |
| ORACLE CORP | US | Software | 7/15/2026 | 2.65 | FIXED | 95.74 | 4.92 | 2,000 | 1,000 | US | Sr Unsecured | N | BBB | 1.96 | Y | 4/15/2026 | 5.26 | US68389XBM65 |
| CAPITAL ONE FINANCIAL CO | US | Diversified Finan Serv | 7/24/2026 | 4.99 | VARIABLE | 99.41 | 6.53 | 2,000 | 1,000 | US | Sr Unsecured | N | BBB | 0.99 | Y | 7/24/2025 | 5.68 | US14040HCU77 |
| HOME DEPOT INC | US | Retail | 9/15/2026 | 2.13 | FIXED | 94.83 | 4.66 | 2,000 | 1,000 | US | Sr Unsecured | N | A | 2.11 | Y | 6/15/2026 | 5.01 | US437076BN13 |

El presente documento es puramente informativo y se origina a partir de fuentes confiables. La información contenida en el presente ha sido creada y va dirigida únicamente a asesores financieros independientes y/o Introducers con el objetivo de proveer información descriptiva e imparcial de algunos activos que pudieran ser considerados por éstos. Su contenido y materiales no están dirigidos a inversores individuales ni son aptos para su distribución al público general. Aiva, sus accionistas, directores, empleados, y/o subsidiarias, no serán responsables de la exactitud de los datos aquí proporcionados, ni del fiel cumplimiento de su contenido. De ninguna manera puede ni debe interpretarse la información aquí proporcionada como una recomendación de inversión, una oferta pública o invitación para comprar, suscribir o vender valores, ni implica ningún tipo de compromiso. Tampoco es o debe ser interpretado como un ofrecimiento de ningún activo o unidad en particular.

El asesor independiente será el único responsable de determinar si cualquier inversión, estrategia de inversión, valor o transacción relacionada es apropiada para cada cliente en función de sus objetivos de inversión personales, circunstancias financieras y tolerancia al riesgo, entre otras circunstancias relevantes. Aiva no influirá ni tendrá participación o responsabilidad alguna en la asesoría que éste realice a sus clientes. Aiva no responderá frente a eventuales reclamos ni será responsable por la pérdida, menoscabo o disminución de los activos del cliente, quien deberá estar informado de los riesgos asociados e inherentes a toda inversión, incluyendo la posibilidad la pérdida total de la misma. Ninguna parte de este documento puede ser reproducido o transmitido en cualquier forma o por cualquier medio, electrónico o mecánico, sin el consentimiento escrito de Aiva.




GRADO INVERSOR CORPORATIVO

| Emisor | País del emisor | Sector | Vto. | Cupón | Tipo de Cupón | Precio indicativo | Yield to Maturity | Monto mínimo a invertir | Incremento mínimo | País de emisión | Seniority | Rule 144A? | Rating S&P | Duration | Callable? | Prox Call | Yield to Call | ISIN | |
|---------------------------------|-----------------|------------------------|------------|-------|---------------|-------------------|-------------------|-------------------------|-------------------|-----------------|--------------|------------|------------|----------|-----------|-----------|---------------|--------------|--|
| GRADO INVERSOR SOBERANOS | | | | | | | | | | | | | | | | | | | |
| US TREASURY N/B | US | Sovereign | 1/31/2025 | 2.50 | FIXED | 98.59 | 5.17 | 100 | 100 | US | Unsecured | N | AA+ | 0.53 | N | N/A | N/A | US9128283V09 | |
| US TREASURY N/B | US | Sovereign | 6/30/2025 | 0.25 | FIXED | 95.72 | 4.89 | 100 | 100 | US | Unsecured | N | AA+ | 0.96 | N | N/A | N/A | US9128282W33 | |
| US TREASURY N/B | US | Sovereign | 12/31/2025 | 2.63 | FIXED | 97.18 | 4.65 | 100 | 100 | US | Unsecured | N | AA+ | 1.44 | N | N/A | N/A | US9128285T35 | |
| US TREASURY N/B | US | Sovereign | 8/15/2028 | 5.50 | FIXED | 105.58 | 4.00 | 100 | 100 | US | Unsecured | N | AA+ | 3.64 | N | N/A | N/A | US912810FE39 | |
| US TREASURY N/B | US | Sovereign | 2/28/2029 | 1.88 | FIXED | 90.56 | 4.14 | 100 | 100 | US | Unsecured | N | AA+ | 4.41 | N | N/A | N/A | US91282CEB37 | |
| US TREASURY N/B | US | Sovereign | 8/15/2030 | 0.63 | FIXED | 81.27 | 4.14 | 100 | 100 | US | Unsecured | N | AA+ | 5.94 | N | N/A | N/A | US91282CAE12 | |
| US TREASURY N/B | US | Sovereign | 8/15/2031 | 1.25 | FIXED | 82.27 | 4.17 | 100 | 100 | US | Unsecured | N | AA+ | 6.72 | N | N/A | N/A | US91282CCS89 | |
| US TREASURY N/B | US | Sovereign | 8/15/2032 | 2.75 | FIXED | 90.17 | 4.20 | 100 | 100 | US | Unsecured | N | AA+ | 7.16 | N | N/A | N/A | US91282CFF32 | |
| US TREASURY N/B | US | Sovereign | 5/15/2033 | 3.38 | FIXED | 93.86 | 4.21 | 100 | 100 | US | Unsecured | N | AA+ | 7.62 | N | N/A | N/A | US91282CHC82 | |
| US TREASURY N/B | US | Sovereign | 11/15/2033 | 4.50 | FIXED | 102.13 | 4.22 | 100 | 100 | US | Unsecured | N | AA+ | 7.69 | N | N/A | N/A | US91282CJJ18 | |
| US TREASURY N/B | US | Sovereign | 5/15/2037 | 5.00 | FIXED | 107.61 | 4.23 | 100 | 100 | US | Unsecured | N | AA+ | 9.68 | N | N/A | N/A | US912810PU60 | |
| US TREASURY N/B | US | Sovereign | 5/15/2038 | 4.50 | FIXED | 102.27 | 4.28 | 100 | 100 | US | Unsecured | N | AA+ | 10.41 | N | N/A | N/A | US912810PX00 | |
| US TREASURY N/B | US | Sovereign | 11/15/2040 | 4.25 | FIXED | 98.08 | 4.42 | 100 | 100 | US | Unsecured | N | AA+ | 11.80 | N | N/A | N/A | US912810QL52 | |
| US TREASURY N/B | US | Sovereign | 5/15/2043 | 3.88 | FIXED | 91.38 | 4.56 | 100 | 100 | US | Unsecured | N | AA+ | 13.16 | N | N/A | N/A | US912810TS78 | |
| US TREASURY N/B | US | Sovereign | 11/15/2046 | 2.88 | FIXED | 76.11 | 4.60 | 100 | 100 | US | Unsecured | N | AA+ | 15.54 | N | N/A | N/A | US912810RU43 | |
| US TREASURY N/B | US | Sovereign | 8/15/2050 | 1.38 | FIXED | 51.98 | 4.53 | 100 | 100 | US | Unsecured | N | AA+ | 19.72 | N | N/A | N/A | US912810SP49 | |
| US TREASURY N/B | US | Sovereign | 11/15/2053 | 4.75 | FIXED | 104.83 | 4.45 | 100 | 100 | US | Unsecured | N | AA+ | 16.30 | N | N/A | N/A | US912810TV08 | |
| STATE OF ISRAEL | IL | Sovereign | 12/15/2028 | 7.25 | FIXED | 107.12 | 5.41 | 1,000 | 1,000 | IS | Sr Unsecured | N | A+ | 3.85 | N | N/A | N/A | US465138ZR91 | |
| REPUBLIC OF PHILIPPINES | PH | Sovereign | 10/21/2024 | 9.50 | FIXED | 101.40 | 4.05 | 1,000 | 1,000 | PH | Sr Unsecured | N | BBB+ | 0.27 | N | N/A | N/A | US718286AL15 | |
| REPUBLIC OF FINLAND | FI | Sovereign | 2/15/2026 | 6.95 | FIXED | 103.20 | 4.82 | 1,000 | 1,000 | FI | Sr Unsecured | N | AA+ | 1.48 | N | N/A | N/A | US317873AY36 | |
| PROVINCE OF QUEBEC | CA | Regional(state/provnc) | 10/16/2024 | 2.88 | FIXED | 99.37 | 5.39 | 5,000 | 1,000 | CA | Sr Unsecured | N | AA- | 0.25 | N | N/A | N/A | US748149AH49 | |
| CANADA GOVERNMENT | CA | Sovereign | 1/22/2025 | 1.63 | FIXED | 98.30 | 5.00 | 5,000 | 5,000 | CA | Sr Unsecured | N | AAA | 0.51 | N | N/A | N/A | US135087K787 | |

El presente documento es puramente informativo y se origina a partir de fuentes confiables. La información contenida en el presente ha sido creada y va dirigida únicamente a asesores financieros independientes y/o Introdúcurs con el objetivo de proveer información descriptiva e imparcial de algunos activos que pudieran ser considerados por éstos. Su contenido y materiales no están dirigidos a inversores individuales ni son aptos para su distribución al público general. Aiva, sus accionistas, directores, empleados, y/o subsidiarias, no serán responsables de la exactitud de los datos aquí proporcionados, ni del fiel cumplimiento de su contenido. De ninguna manera puede ni debe interpretarse la información aquí proporcionada como una recomendación de inversión, una oferta pública o invitación para comprar, suscribir o vender valores, ni implica ningún tipo de compromiso. Tampoco es o debe ser interpretado como un ofrecimiento de ningún activo o unidad en particular.

El asesor independiente será el único responsable de determinar si cualquier inversión, estrategia de inversión, valor o transacción relacionada es apropiada para cada cliente en función de sus objetivos de inversión personales, circunstancias financieras y tolerancia al riesgo, entre otras circunstancias relevantes. Aiva no influirá ni tendrá participación o responsabilidad alguna en la asesoría que éste realice a sus clientes. Aiva no responderá frente a eventuales reclamos ni será responsable por la pérdida, menoscabo o disminución de los activos del cliente, quien deberá estar informado de los riesgos asociados e inherentes a toda inversión, incluyendo la posibilidad la pérdida total de la misma. Ninguna parte de este documento puede ser reproducido o transmitido en




GRADO INVERSOR CORPORATIVO

| Emisor | País del emisor | Sector | Vto. | Cupón | Tipo de Cupón | Precio indicativo | Yield to Maturity | Monto mínimo a invertir | Incremento mínimo | País de emisión | Seniority | Rule 144A? | Rating S&P | Duration | Callable? | Prox Call | Yield to Call | ISIN | |
|---------------------------------|-----------------|-----------------------|----------------|-------|---------------|-------------------|-------------------|-------------------------|-------------------|-----------------|-----------------|------------|------------|----------|-----------|------------|---------------|--------------|--|
| HIGH YIELD | | | | | | | | | | | | | | | | | | | |
| BATH & BODY WORKS INC | US | Retail | 7/1/2025 | 9.38 | FIXED | 103.62 | 5.44 | 1,000 | 1,000 | US | Sr Unsecured | N | BB | 0.94 | N | N/A | N/A | USU51407AD34 | |
| ICAHN ENTERPRISES/FIN | US | Investment Companies | 5/15/2026 | 6.25 | FIXED | 99.80 | 6.36 | 2,000 | 1,000 | US | Sr Unsecured | N | BB | 1.74 | Y | 8/15/2024 | 9.63 | US451102BT32 | |
| OCCIDENTAL PETROLEUM COR | US | Oil&Gas | 2/15/2027 | 3.00 | FIXED | 94.41 | 5.35 | 2,000 | 1,000 | US | Sr Unsecured | N | BB+ | 2.47 | Y | 11/15/2026 | 5.72 | US674599CM50 | |
| TEVA PHARM FIN CO LLC | IL | Pharmaceuticals | 2/1/2036 | 6.15 | FIXED | 99.54 | 6.21 | 2,000 | 1,000 | US | Sr Unsecured | N | BB- | 8.18 | N | N/A | N/A | US88163VAD10 | |
| TELECOM ITALIA CAPITAL | IT | Telecommunications | 7/18/2036 | 7.20 | FIXED | 98.62 | 7.38 | 2,000 | 1,000 | LX | Sr Unsecured | N | BB | 7.91 | N | N/A | N/A | US87927VAR96 | |
| XEROX CORPORATION | US | Office/Business Equip | 12/15/2039 | 6.75 | FIXED | 78.11 | 9.48 | 2,000 | 1,000 | US | Sr Unsecured | N | BB | 8.93 | N | N/A | N/A | US984121CB79 | |
| APACHE CORP | US | Oil&Gas | 7/1/2049 | 5.35 | FIXED | 86.30 | 6.46 | 2,000 | 1,000 | US | Sr Unsecured | N | BB+ | 13.15 | Y | 1/1/2049 | 6.50 | US037411BC97 | |
| Perpetuos | | | | | | | | | | | | | | | | | | | |
| ITAU UNIBANCO HLDG SA/KY | BR | Banks | Field Not Appl | 7.72 | VARIABLE | 100.62 | 7.95 | 200,000 | 1,000 | BZ | Jr Subordinated | N | #N/A N/A | 0.41 | Y | 12/12/2024 | 7.21 | USP5R6DDAP84 | |
| BANCO MERCANTIL DE NORTE | MX | Banks | Field Not Appl | 8.38 | VARIABLE | 102.47 | 10.05 | 200,000 | 1,000 | MX | Jr Subordinated | N | BB- | 4.94 | Y | 10/14/2030 | 7.98 | USP1400MAC21 | |
| SOBERANOS AMÉRICA LATINA | | | | | | | | | | | | | | | | | | | |
| COMMONWEALTH OF BAHAMAS | BS | Sovereign | 10/15/2032 | 8.95 | FIXED | 96.35 | 9.60 | 200,000 | 1,000 | BH | Sr Unsecured | N | B+ | 5.30 | Y | 7/15/2032 | 9.73 | USP06518AH06 | |
| COSTA RICA GOVERNMENT | CR | Sovereign | 4/30/2025 | 4.38 | FIXED | 99.31 | 5.28 | 200,000 | 1,000 | CR | Sr Unsecured | N | BB- | 0.78 | N | N/A | N/A | USP3699PGE18 | |
| COSTA RICA GOVERNMENT | CR | Sovereign | 2/19/2031 | 6.13 | FIXED | 101.63 | 5.82 | 200,000 | 1,000 | CR | Sr Unsecured | N | BB- | 4.70 | N | N/A | N/A | USP3699PGK77 | |
| DOMINICAN REPUBLIC | DO | Sovereign | 1/27/2025 | 5.50 | FIXED | 100.35 | 4.82 | 100,000 | 1,000 | DR | Sr Unsecured | N | BB | 0.52 | N | N/A | N/A | USP3579EBD87 | |
| DOMINICAN REPUBLIC | DO | Sovereign | 9/23/2032 | 4.88 | FIXED | 91.82 | 6.16 | 150,000 | 1,000 | DR | Sr Unsecured | N | BB | 6.66 | N | N/A | N/A | USP3579ECH82 | |
| FED REPUBLIC OF BRAZIL | BR | Sovereign | 1/1/2025 | 4.25 | FIXED | 99.46 | 5.41 | 200,000 | 1,000 | BZ | Sr Unsecured | N | BB | 0.48 | N | N/A | N/A | US105756BV13 | |
| FED REPUBLIC OF BRAZIL | BR | Sovereign | 9/12/2031 | 3.75 | FIXED | 87.11 | 5.99 | 200,000 | 1,000 | BZ | Sr Unsecured | N | BB | 6.18 | N | N/A | N/A | US105756CE88 | |
| REPUBLIC OF ARGENTINA | AR | Sovereign | 7/9/2030 | 0.75 | STEP CPN | 54.13 | 12.19 | 1 | 1 | AR | Sr Unsecured | N | CCC | 2.57 | Y | 8/15/2024 | 1,060.30 | US040114HS26 | |
| REPUBLIC OF ARGENTINA | AR | Sovereign | 7/9/2035 | 4.13 | STEP CPN | 41.74 | 16.01 | 1 | 1 | AR | Sr Unsecured | N | CCC | 6.19 | Y | 8/15/2024 | 1,752.70 | US040114HT09 | |
| REPUBLIC OF CHILE | CL | Sovereign | 3/27/2025 | 3.13 | FIXED | 98.50 | 5.33 | 200,000 | 1,000 | CL | Sr Unsecured | N | A | 0.69 | N | N/A | N/A | US168863BW77 | |
| REPUBLIC OF CHILE | CL | Sovereign | 1/31/2031 | 2.45 | FIXED | 86.89 | 4.81 | 200,000 | 1,000 | CL | Sr Unsecured | N | A | 5.96 | Y | 10/31/2030 | 4.95 | US168863DP09 | |
| REPUBLIC OF COLOMBIA | CO | Sovereign | 1/28/2026 | 4.50 | FIXED | 98.48 | 5.55 | 200,000 | 1,000 | CO | Sr Unsecured | N | BB+ | 1.47 | Y | 10/28/2025 | 5.93 | US195325CX13 | |
| REPUBLIC OF COLOMBIA | CO | Sovereign | 4/22/2032 | 3.25 | FIXED | 78.89 | 6.79 | 200,000 | 1,000 | CO | Sr Unsecured | N | BB+ | 6.73 | Y | 1/22/2032 | 6.94 | US195325DZ51 | |
| REPUBLIC OF COLOMBIA | CO | Sovereign | 1/18/2041 | 6.13 | FIXED | 85.95 | 7.64 | 100,000 | 1,000 | CO | Sr Unsecured | N | BB+ | 9.75 | N | N/A | N/A | US195325BM66 | |
| REPUBLIC OF GUATEMALA | GT | Sovereign | 4/24/2032 | 5.38 | FIXED | 96.96 | 5.87 | 200,000 | 1,000 | GU | Sr Unsecured | N | BB | 5.66 | Y | 1/24/2032 | 5.94 | USP5015VAK28 | |
| REPUBLIC OF PANAMA | PA | Sovereign | 9/29/2032 | 2.25 | FIXED | 73.37 | 6.49 | 200,000 | 1,000 | PN | Sr Unsecured | N | BBB | 7.32 | Y | 6/29/2032 | 6.66 | US698299BN37 | |
| REPUBLIC OF PARAGUAY | PY | Sovereign | 4/28/2031 | 4.95 | FIXED | 97.70 | 5.36 | 200,000 | 1,000 | PG | Sr Unsecured | N | BB+ | 5.02 | Y | 1/28/2031 | 5.44 | USP75744AJ47 | |
| REPUBLIC OF PERU | PE | Sovereign | 1/23/2026 | 2.39 | FIXED | 95.83 | 5.28 | 1,000 | 1,000 | PE | Sr Unsecured | N | BBB- | 1.48 | Y | 12/23/2025 | 5.62 | US715638DE95 | |
| REPUBLIC OF PERU | PE | Sovereign | 1/23/2031 | 2.78 | FIXED | 86.73 | 5.21 | 1,000 | 1,000 | PE | Sr Unsecured | N | BBB- | 5.87 | Y | 10/23/2030 | 5.35 | US715638DF60 | |
| REPUBLICA ORIENT URUGUAY | UY | Sovereign | 10/27/2027 | 4.38 | FIXED | 99.75 | 4.46 | 1 | 1 | UR | Sr Unsecured | N | BBB+ | 2.16 | N | N/A | N/A | US760942BB71 | |
| REPUBLICA ORIENT URUGUAY | UY | Sovereign | 1/23/2031 | 4.38 | FIXED | 98.19 | 4.70 | 1 | 1 | UR | Sr Unsecured | N | BBB+ | 4.84 | Y | 10/23/2030 | 4.76 | US917288BK78 | |
| UNITED MEXICAN STATES | MX | Sovereign | 5/15/2026 | 11.50 | FIXED | 113.43 | 3.83 | 1,000 | 1,000 | MX | Sr Unsecured | N | BBB | 1.68 | N | N/A | N/A | USS93048AX90 | |
| UNITED MEXICAN STATES | MX | Sovereign | 4/27/2032 | 4.75 | FIXED | 94.54 | 5.62 | 200,000 | 1,000 | MX | Sr Unsecured | N | BBB | 6.48 | Y | 1/27/2032 | 5.69 | US91087BAK61 | |
| UNITED MEXICAN STATES | MX | Sovereign | 5/7/2029 | 5.00 | FIXED | 99.14 | 5.20 | 200,000 | 1,000 | MX | Sr Unsecured | N | BBB | 4.29 | Y | 4/7/2029 | 5.26 | US91087BAY65 | |
| UNITED MEXICAN STATES | MX | Sovereign | 5/7/2036 | 6.00 | FIXED | 99.66 | 6.04 | 200,000 | 1,000 | MX | Sr Unsecured | N | BBB | 8.52 | Y | 2/7/2036 | 6.07 | US91087BAZ31 | |

El presente documento es puramente informativo y se origina a partir de fuentes confiables. La información contenida en el presente ha sido creada y va dirigida únicamente a asesores financieros independientes y/o Introdusers con el objetivo de proveer información descriptiva e imparcial de algunos activos que pudieran ser considerados por éstos. Su contenido y materiales no están dirigidos a inversores individuales ni son aptos para su distribución al público general. Aiva, sus accionistas, directores, empleados, y/o subsidiarias, no serán responsables de la exactitud de los datos aquí proporcionados, ni del fiel cumplimiento de su contenido. De ninguna manera puede ni debe interpretarse la información aquí proporcionada como una recomendación de inversión, una oferta pública o invitación para comprar, suscribir o vender valores, ni implica ningún tipo de compromiso. Tampoco es o debe ser interpretado como un ofrecimiento de ningún activo o unidad en particular.

El asesor independiente será el único responsable de determinar si cualquier inversión, estrategia de inversión, valor o transacción relacionada es apropiada para cada cliente en función de sus objetivos de inversión personales, circunstancias financieras y tolerancia al riesgo, entre otras circunstancias relevantes. Aiva no influirá ni tendrá participación o responsabilidad alguna en la asesoría que éste realice a sus clientes. Aiva no responderá frente a eventuales reclamos ni será responsable por la pérdida, menoscabo o disminución de los activos del cliente, quien deberá estar informado de los riesgos asociados e inherentes a toda inversión, incluyendo la posibilidad la pérdida total de la misma. Ninguna parte de este documento puede ser reproducido o transmitido en.



GRADO INVERSOR CORPORATIVO

| Emisor | País del emisor | Sector | Vto. | Cupón | Tipo de Cupón | Precio indicativo | Yield to Maturity | Monto mínimo a invertir | Incremento mínimo | País de emisión | Seniority | Rule 144A? | Rating S&P | Duration | Callable? | Prox Call | Yield to Call | ISIN | |
|------------------------------------|-----------------|-----------------------|------------|-------|---------------|-------------------|-------------------|-------------------------|-------------------|-----------------|--------------|------------|------------|----------|-----------|------------|---------------|--------------|--|
| CORPORATIVOS AMÉRICA LATINA | | | | | | | | | | | | | | | | | | | |
| CHILE | | | | | | | | | | | | | | | | | | | |
| EMPRESA NACIONAL DEL PET | CL | Oil&Gas | 8/5/2026 | 3.75 | FIXED | 96.43 | 5.61 | 200,000 | 1,000 | CL | Sr Unsecured | N | BBB- | 1.96 | Y | 5/5/2026 | 6.10 | USP37110AK24 | |
| CENCOSUD SA | CL | Food | 7/17/2027 | 4.38 | FIXED | 96.79 | 5.55 | 200,000 | 1,000 | CL | Sr Unsecured | N | #N/A N/A | 2.78 | Y | 4/17/2027 | 5.69 | USP22053AQ33 | |
| EMPRESA DE TRANSPORTE ME | CL | Transportation | 5/7/2030 | 3.65 | FIXED | 91.95 | 5.28 | 200,000 | 1,000 | CL | Sr Unsecured | N | NR | 5.22 | Y | 2/7/2030 | 5.48 | USP37466AR35 | |
| SOCIEDAD QUIMICA Y MINER | CL | Chemicals | 5/7/2029 | 4.25 | FIXED | 96.38 | 5.11 | 200,000 | 1,000 | CL | Sr Unsecured | N | BBB+ | 4.35 | Y | 2/7/2029 | 5.22 | USP8718AAL00 | |
| CELULOSA ARAUCO CONSTITU | CL | Forest Products&Paper | 1/29/2030 | 4.20 | FIXED | 93.47 | 5.59 | 200,000 | 1,000 | CL | Sr Unsecured | N | BBB- | 4.87 | Y | 10/29/2029 | 5.74 | USP2195VAR61 | |
| BRASIL | | | | | | | | | | | | | | | | | | | |
| BANCO VOTORANTIM | BR | Banks | 9/24/2024 | 4.50 | FIXED | 100.17 | 3.51 | 200,000 | 1,000 | BZ | Sr Unsecured | N | BB | 0.19 | N | N/A | N/A | XS2055749720 | |
| GLOBO COMUNICACOES PART | BR | Media | 6/8/2025 | 4.84 | FIXED | 98.21 | 6.93 | 200,000 | 1,000 | BZ | Sr Unsecured | N | BB+ | 0.88 | Y | 3/8/2025 | 8.00 | USP47773AN93 | |
| GLOBO COMUNICACOES PART | BR | Media | 6/8/2025 | 4.84 | FIXED | 98.21 | 6.93 | 200,000 | 1,000 | BZ | Sr Unsecured | N | BB+ | 0.88 | Y | 3/8/2025 | 8.00 | USP47773AN93 | |
| PETROBRAS GLOBAL FINANCE | BR | Oil&Gas | 1/27/2028 | 6.00 | FIXED | 100.44 | 5.86 | 2,000 | 1,000 | NE | Sr Unsecured | N | BB | 3.15 | N | N/A | N/A | US71647NAY58 | |
| REDE D'OR FINANCE SARL | BR | Healthcare-Services | 1/22/2030 | 4.50 | FIXED | 91.54 | 6.34 | 200,000 | 1,000 | LX | Sr Unsecured | N | BB | 4.80 | Y | 10/22/2029 | 6.55 | USL7915TAA09 | |
| JBS USA HOLD/FOOD/LUX CO | US | Food | 12/1/2031 | 3.75 | FIXED | 88.68 | 5.65 | 2,000 | 1,000 | LX | Sr Unsecured | N | BBB- | 6.41 | Y | 12/1/2026 | 10.00 | USL56608AF60 | |
| SUZANO AUSTRIA GMBH | BR | Forest Products&Paper | 1/15/2032 | 3.13 | FIXED | 82.60 | 6.05 | 1,000 | 1,000 | AS | Sr Unsecured | N | BBB- | 6.64 | Y | 10/15/2031 | 6.16 | US86964WAK80 | |
| MEXICO | | | | | | | | | | | | | | | | | | | |
| PETROLEOS MEXICANOS | MX | Oil&Gas | 1/15/2025 | 4.25 | FIXED | 98.77 | 6.81 | 10,000 | 1,000 | MX | Sr Unsecured | N | BBB | 0.50 | N | N/A | N/A | US71654QB32 | |
| PETROLEOS MEXICANOS | MX | Oil&Gas | 2/12/2028 | 5.35 | FIXED | 91.35 | 8.19 | 10,000 | 1,000 | MX | Sr Unsecured | N | BBB | 3.20 | N | N/A | N/A | US71654QCK67 | |
| BANCO SANTANDER MEXICO | MX | Banks | 10/1/2028 | 7.53 | VARIABLE | 104.36 | 6.33 | 200,000 | 1,000 | MX | Subordinated | Y | #N/A N/A | 3.62 | Y | N/A | N/A | US05969BAC72 | |
| CEMEX SAB DE CV | MX | Building Materials | 9/17/2030 | 5.20 | FIXED | 97.11 | 5.76 | 200,000 | 1,000 | MX | Sr Unsecured | N | BBB- | 5.25 | Y | 9/17/2025 | 10.14 | USP2253TJQ33 | |
| ARGENTINA | | | | | | | | | | | | | | | | | | | |
| TRANSPORT DE GAS DEL SUR | AR | Pipelines | 5/2/2025 | 6.75 | FIXED | 99.28 | 7.69 | 150,000 | 1,000 | AR | Sr Unsecured | Y | CCC | 0.78 | Y | 8/15/2024 | 17.62 | US893870AX30 | |
| TELECOM ARGENTINA SA | AR | Telecommunications | 7/18/2026 | 8.00 | FIXED | 100.13 | 7.93 | 1,000 | 1,000 | AR | Sr Unsecured | Y | CCC | 1.82 | Y | 8/15/2024 | 35.17 | US879273AR14 | |
| BANCO MACRO SA | AR | Banks | 11/4/2026 | 6.64 | VARIABLE | 93.79 | 9.71 | 150,000 | 1,000 | AR | Subordinated | Y | #N/A N/A | 0.08 | Y | 8/15/2024 | 89.06 | US05963GAH11 | |
| COLOMBIA | | | | | | | | | | | | | | | | | | | |
| ECOPETROL SA | CO | Oil&Gas | 1/16/2025 | 4.13 | FIXED | 99.07 | 6.03 | 1,000 | 1,000 | CO | Sr Unsecured | N | BB+ | 0.50 | N | N/A | N/A | US279158AK55 | |
| BANCOLOMBIA SA | CO | Banks | 1/29/2025 | 3.00 | FIXED | 98.46 | 5.96 | 200,000 | 1,000 | CO | Sr Unsecured | N | #N/A N/A | 0.53 | Y | 12/29/2024 | 6.93 | US05968LAM46 | |
| ECOPETROL SA | CO | Oil&Gas | 6/26/2026 | 5.38 | FIXED | 98.82 | 6.02 | 1,000 | 1,000 | CO | Sr Unsecured | N | BB+ | 1.87 | Y | 3/26/2026 | 6.17 | US279158AL39 | |
| BANCO GNB SUDAMERIS SA | CO | Banks | 4/3/2027 | 7.05 | VARIABLE | 99.09 | 7.42 | 10,000 | 1,000 | CO | Subordinated | N | #N/A N/A | 2.47 | Y | N/A | N/A | USP1265VAD49 | |
| BANCO DE BOGOTA SA | CO | Banks | 8/3/2027 | 4.38 | FIXED | 95.29 | 6.09 | 200,000 | 1,000 | CO | Sr Unsecured | Y | BB+ | 2.82 | Y | 5/3/2027 | 6.28 | US059514AE90 | |
| BANCOLOMBIA SA | CO | Banks | 10/18/2027 | 6.91 | VARIABLE | 99.50 | 7.08 | 200,000 | 1,000 | CO | Subordinated | N | #N/A N/A | 2.92 | Y | N/A | N/A | US05968LAK89 | |
| ECOPETROL SA | CO | Oil&Gas | 4/29/2030 | 6.88 | FIXED | 98.72 | 7.15 | 1,000 | 1,000 | CO | Sr Unsecured | N | BB+ | 4.79 | Y | 1/29/2030 | 7.41 | US279158AN94 | |
| ECOPETROL SA | CO | Oil&Gas | 1/19/2036 | 8.38 | FIXED | 100.22 | 8.34 | 1,000 | 1,000 | CO | Sr Unsecured | N | BB+ | 7.29 | Y | 10/19/2035 | 8.43 | US279158AV11 | |
| COSTA RICA | | | | | | | | | | | | | | | | | | | |
| AUTOPISTAS DEL SOL SA | CR | Commercial Services | 12/30/2030 | 7.38 | FIXED | 97.58 | 7.86 | 200,000 | 1,000 | CR | Secured | N | #N/A N/A | 3.40 | N | N/A | N/A | USP05875AB84 | |
| INSTITUTO COSTARRICENSE | CR | Electric | 5/15/2043 | 6.38 | FIXED | 89.48 | 7.42 | 200,000 | 1,000 | CR | Sr Unsecured | N | #N/A N/A | 10.61 | N | N/A | N/A | USP56226AQ93 | |
| PERU | | | | | | | | | | | | | | | | | | | |
| BANCO DE CREDITO DEL PER | PE | Banks | 1/11/2025 | 2.70 | FIXED | 98.52 | 5.83 | 10,000 | 1,000 | PE | Sr Unsecured | Y | BBB- | 0.49 | Y | 12/11/2024 | 6.57 | US05971U2A44 | |
| BANCO INTERNAC DEL PERU | PE | Banks | 10/4/2026 | 3.25 | FIXED | 95.54 | 5.41 | 150,000 | 1,000 | PE | Sr Unsecured | N | BBB- | 2.14 | Y | 8/4/2026 | 5.63 | USP13435AC98 | |
| BBVA BANCO CONTINENTAL | PE | Banks | 9/22/2029 | 5.25 | VARIABLE | 100.31 | 6.71 | 10,000 | 1,000 | PE | Subordinated | N | BB+ | 0.18 | Y | 9/22/2024 | 6.54 | USP16236AC98 | |
| BANCO DE CREDITO DEL PER | PE | Banks | 7/1/2030 | 3.13 | VARIABLE | 97.05 | 6.96 | 10,000 | 1,000 | PE | Subordinated | N | BB+ | 0.95 | Y | 7/1/2025 | 6.46 | US05971V2C81 | |
| BANCO INTERNAC DEL PERU | PE | Banks | 1/16/2034 | 7.63 | VARIABLE | 106.03 | 7.14 | 150,000 | 1,000 | PE | Subordinated | N | BB+ | 3.91 | Y | 1/16/2029 | 6.14 | USP13435AF20 | |

El presente documento es puramente informativo y se origina a partir de fuentes confiables. La información contenida en el presente ha sido creada y va dirigida únicamente a asesores financieros independientes y/o Introdúcurs con el objetivo de proveer información descriptiva e imparcial de algunos activos que pudieran ser considerados por éstos. Su contenido y materiales no están dirigidos a inversores individuales ni son aptos para su distribución al público general. Aiva, sus accionistas, directores, empleados, y/o subsidiarias, no serán responsables de la exactitud de los datos aquí proporcionados, ni del fiel cumplimiento de su contenido. De ninguna manera puede ni debe interpretarse la información aquí proporcionada como una recomendación de inversión, una oferta pública o invitación para comprar, suscribir o vender valores, ni implica ningún tipo de compromiso. Tampoco es o debe ser interpretado como un ofrecimiento de ningún activo o unidad en particular.

El asesor independiente será el único responsable de determinar si cualquier inversión, estrategia de inversión, valor o transacción relacionada es apropiada para cada cliente en función de sus objetivos de inversión personales, circunstancias financieras y tolerancia al riesgo, entre otras circunstancias relevantes. Aiva no influirá ni tendrá participación o responsabilidad alguna en la asesoría que éste realice a sus clientes. Aiva no responderá frente a eventuales reclamos ni será responsable por la pérdida, menoscabo o disminución de los activos del cliente, quien deberá estar informado de los riesgos asociados e inherentes a toda inversión, incluyendo la posibilidad de la pérdida total de la misma. Ninguna parte de este documento puede ser reproducido o transmitido en